



## PaySimple: Using the PaySauce Employee Mobile App

---

### Downloading PaySauce

Download the PaySauce Mobile App from the [Google Play store](#) or [Apple App store](#).

*You will need to be on the New Zealand app store to download these.*

---

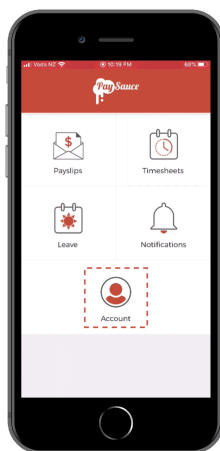
### Setting up your account

Once your employer has set up your profile in PaySauce, you will receive an email with your login details and a temporary password.

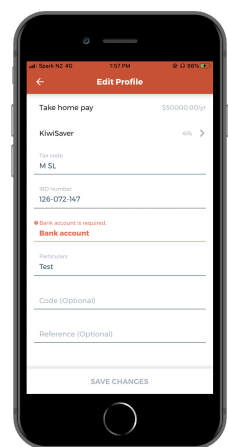
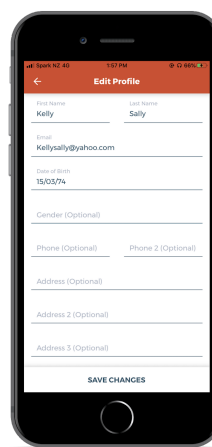
---

### Updating your Profile

STEP 1: Select **Account**



Edit your **personal details** & **payment details**

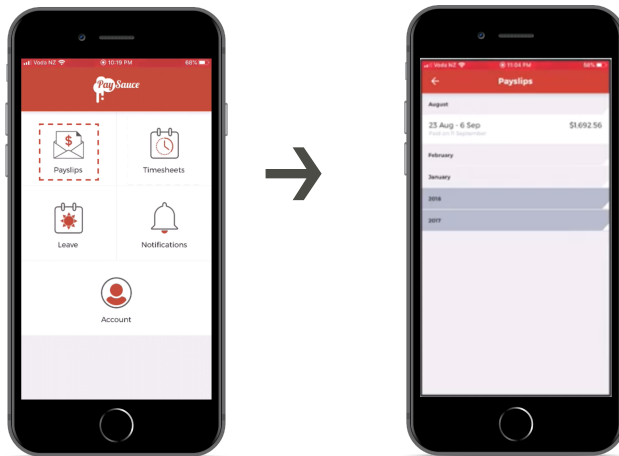




---

## Finding your Payslips

**STEP 1:** Select Payslips.



All of your payslips are recorded here.

---

### Additional Video Guides:

1. [Using the Employee Phone App](#)